





A - Equipment Soaking Method

Step 1 - Dilution 1% of DeSALT Concentrated of total volume of water in the bucket
example : 1% of 10000ml (10liter) is 100ml / 25000ml (25liter) is 250ml

Step 2 - Put your equipment or gear into solution for 15 minutes
(while soaking you press the button or turn the knob for corrosion contacts)

Step 3 - Take it out and let it dry without rinsing

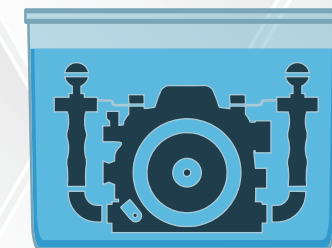
** Repeat this again after each trip to maintain and protect



B - Ready To Use Method

Step 1 - Dilution 1% - 3% of DeSALT Concentrated of total volume of water in the spray bottle
example : 3% of 150ml is 4.5ml / 250ml is 7.50ml

Step 2 - Spray on equipments or parts and rinse after 15 minutes
(press the button or turn the knob for corrosion contacts)



Suitable items to use with DeSALT Concentrated to prevent salt accumulations and corrosion

Scuba Diving Gear BCD / Regulator Gear / Mask / Snorkel / Dive Computer / Underwater Scooter / Dive Tools

Underwater Photography Camera & Video Housing / Gopro Housing / Torch Light / Strobe / Clamps / Arms / Diopter Lens

Fishing Tackle Fishing Reel / Tools

Marine Boat Engine compartment / Boat Surfaces / Jet Ski /